

Material Properties & Natural Occurrence

Defects arising due to natural wear and tear / property of basic material used:

Surface of natural veneer have irregularities in their structure and colour which are unavoidable. Such irregularities are characteristic features of natural wood.

Such irregularities are characteristic features of natural wood.

Natural wood surfaces shrink or expand under extremely low or high atmospheric moisture respectively. Therefore, the halves of a table may part slightly or a few tiny openings may appear on a solid wood surface or on the finger jointed surfaces. This constitutes neither a quality defect nor cause for complaint.

Aligning your Furniture

Our furniture is constructed to sit in a level position-all doors and drawers are to be evenly aligned during the installation of the furniture. As most HOMES have variation in floor levels caused by age, type of construction, carpeting etc. therefore shifting of the product from one place to the other may result in misalignment of the furniture. Please contact company representative to do the realignment of the furniture.



WARRANTY POLICY

• BEDS - METAL AND WOODEN • HEC / WALL UNITS • COMPUTER TABLES • COFFEE AND CORNER TABLES • SOFAS / SOFA-CUM-BEDS
 • STUDY CENTRES • CHESTS • WOODEN WARDROBES • SHOE CABINETS • DINING TABLES - METAL AND WOODEN • DRESSING TABLES
 • RECLINERS • TV TROLLEYS • STORVEL AND STEEL CUPBOARDS

- Godrej Interio products are offered with a warranty of ONE YEAR from the date of purchase by the original purchaser against manufacturing defects.
- Godrej Interio products like TV Trolleys, Corner Tables, Study Centres, Shoe Cabinets and Computer Tables are offered with a warranty of SIX MONTHS from the date of purchase by the original purchaser against manufacturing defects.
- The decision to repair / replace any piece of furniture will be at the sole discretion of the Company, based on the report submitted by the Company's service representative.
- The Company shall at its discretion restrict itself to repairs / rectification / replacement of the Component as a consequence of manufacturing defects (hereinafter referred to as 'Service').
- As a valued and esteemed customer the Company or its Service Provider shall endeavour to provide service within reasonable time.
- The Company shall endeavour to service the Product under the Warranty period. However, keeping in the view Godrej Policy to offer the latest and the best, the product range may keep varying with the introduction of new and varied models. Any model of the product that has been discontinued will be repaired / rectified by the Company at its sole discretion depending upon the availability of the spares.
- The Customer is informed that after the devised repairs / rectification and / or alteration, if any, to mitigate the problem the Product may be subject to change in appearance compared to the Product as originally purchased. For wooden, metal and upholstered parts, the replacement component may have a shade different than the original.
- Warranty does NOT include following:
 - Glass items like tops wherein warranty ceases at the time of acceptance of the products.
 - Scratches, dents, stains, wrinkles, colour-fading, wearing / beading of fabric / leather including other changes developed due to normal wear and tear of the products during the usage.
 - Fine hairline cracks in wooden / veneer surfaces, as they are part of the normal ageing process of wood veneers.
 - Breakages / Damages on account of negligence, unintended usage, misuse, accident, any act of god, abuse, any agent like water / acid, etc. coming in contact with wooden member / leather, while shifting / transporting of products from one place to another etc.
 - Variation in grain / texture of wooden member, polish of wooden member, which occur during the normal usage of the products.
- All rubberwood tops are made up of finger-joints and hence fine parting lines are visible. This is not a defect.
- This Warranty is in lieu of all other Warranties, expressed or implied including the implied warranties of merchantability and fitness for a particular purpose. Godrej Interio will not be liable for any special, incidental, consequential, or indirect damages, even if it has a reason to know in advance that they are possible.

LIVING ROOM • DINING ROOM • BEDROOM • STUDY • KID'S ROOM • COMPUTER WORKSTATIONS • MODULAR KITCHENS

TRANSFORM YOUR LIFE



Branches:

West: Mumbai, Ahmedabad, Bhopal, Pune, Raipur
East: Kolkata, Bhubaneshwar, Guwahati, Patna, Ranchi
North: Delhi, Chandigarh, Faridabad, Ghaziabad, Jaipur, Lucknow
South: Chennai, Bangalore, Hyderabad, Kochi, Vizag

Local Address:

In view of the Godrej policy of continuous development and improvement, the dimensions and specifications may be changed without prior notice or obligations. Accessories shown in the photograph are not part of the standard product. Colour options depicted in this catalogue are as close as possible to what modern printing processes allow.

Godrej & Boyce Mfg. Co. Ltd. Interio Division, Plant 13 Annex, Pirojshanagar, Vikhroli, Mumbai - 400 079 Fax: 91-22-6796 1503
 Toll-free Number 1800-267-1122 Website: godrejinterio.com Email: interiorhome@godrej.com

TRANSFORM YOUR LIFE



For those who love their furniture...



DINING FURNITURE CARE

Welcome to the world of Godrej Interio!

Congratulations on buying a Godrej Interio product. We take great pleasure in bringing you this range of dining and coffee tables keeping in view the current trends and your needs.

Your URBAN Dining and Living set has been made with great care to deliver the best performance.

The following pages contain useful information and care guidelines that will help you enhance the performance and life and also get the best out of your precious furniture.



Table of contents

Care for Wooden Parts	1
Care for Glass Parts	2
Care for Metal Parts	3
Care for Dining Chair Upholstery	4
Transportation & Shifting of Furniture	5
Material Properties & Natural Occurrence	6

Warranty Policy





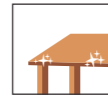
Care for Wooden Parts

Dos

Cleaning and dusting your furniture on a regular basis will help extend the life of the product. Since a dry cloth can leave hairline scratches on the finish, dusting is best done with a damp cotton cloth. Use coasters / mats / tablecloth to keep hot dishes on the table.



Clean spills immediately preferably by blotting with a soft & dry cloth / sponge.



For natural wooden / natural veneered surfaces, polish by a professional is recommended once a year.



It is important that one carefully protects the upholstery of the chair against sharp objects or objects with sharp edges to prevent tearing of the upholstery.

Don't



Do not use detergents or aerosols.



1



Care for Glass Parts

Dos



Cleaning and dusting your furniture on a regular basis will help extend the life of the product. For cleaning and maintaining the sparkle of glass surfaces, use standard glass cleaning liquids.

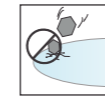


Cleaning the surface with a dry cloth can leave scratches on the glass surface.

Don'ts



Do not slide objects across the tabletop. Always lift and place the object.



Avoid any kind of impact on the glass surface as it may cause the surface to shatter / break / crack.



2



Care for Metal Parts

Dos



Surfaces must be cleaned and dusted on a regular basis to extend the life of the product. The surface can be cleaned with a soft moist cloth and a neutral soap followed by a dry cloth to wipe it completely dry.




For chrome plated surfaces, the above process should be followed. Occasionally and for removing stubborn marks and stains, chrome polish should be applied. The polish should then be wiped out with a clean towel after burnishing.

Don'ts



Prevent contact with water and corrosive substances as they may damage parts of the product.



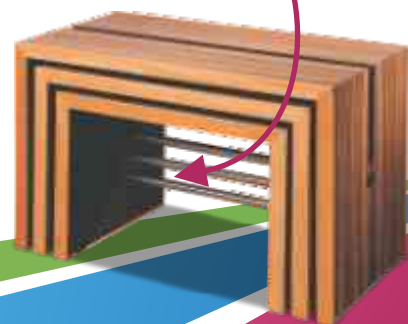
Avoid exposure of furniture to damp conditions to prevent deterioration in furniture quality.



Do not use abrasive cleaners as these tend to scratch or dull metal surfaces. This particularly is important for chrome surfaces, where vinegar, nail varnish remover, nitro based thinners, petrol, should never be used for cleaning.

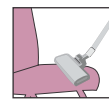


Do not use steel wool or scouring pads to clean metal parts.



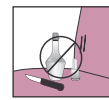
Care for Dining Chair Upholstery

Do



Chair fabric should be vacuum cleaned at least once a week.

Don'ts



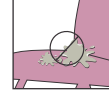
Avoid contact of solvents, alcohol, nail polish and polish removers with the furniture's surface.



Avoid sliding of objects across the furniture's surface. Always lift and place the object.



Do not use the tabletop as a chopping surface or allow sharp objects to come in contact with it.



Prevent contact with water and corrosive substances as they may damage parts of the product.



Avoid placing the furniture in direct sunlight, hot conditions (near fireplaces, heaters & radiators) and damp conditions (areas like basements, attics, garages and areas prone to leakage, seepage) to prevent deterioration in the furniture quality.



Avoid using abrasive cleaning agents like nitro based thinners, acetone, nail varnish removers as these can damage the furniture's surface.



While mopping the floor, avoid contact of the mop with the table legs, as prolonged contact may result in fading of the finish / colour.

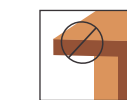


Transportation and Shifting of Furniture

While shifting furniture within one's home



Check the furniture thoroughly for any loose joints, cracks etc. and fasten / secure or fix the same before shifting.



Do not lift the table using the tabletop.



Always lift the table to move it from one place to another - do not drag it. While lifting, always hold the furniture at its strongest point, normally the understructure of the table.



Lift chairs by the seat rails / frame.

Always keep the drawers locked and loose parts secured while shifting.

When moving home...

- Transporting furniture from one location to the other involves dismantling / reassembly
- Please contact a company representative for dismantling and reassembly

General Instructions

- Do not stand or sit on the table top as this will damage the furniture. This usually happens when someone is trying to access heights in the house (for cleaning the ceiling, retrieving an object stored at a height etc.) and uses the table / chair surface as the means.
- Avoid dropping objects on the tabletop as they may damage its surface